

MS4 Town Hall

Residency Application Process and the Match

Thursday, September 17, 2020



Town Hall Format



Presentations take place for first 30 minutes



Use Q&A Function to post questions



“Like” questions posted by your classmates



Recording of this presentation and FAQs updated at
<https://meded.ucsf.edu/covid-19-updates#faq>

Agenda

- Residency Application Process & Timeline
 - *Lee Jones, Associate Dean for Students*
- Resources for Applying & Interviewing
 - *Anna Correa, Program Director, Clinical Careers, OCPD*
- On-Campus Interview Spaces
 - *DoQuyen Tran-Taylor, Director, Student Experience Team*
- Virtual Interviews & Decision-Making
 - *Brent Kobashi, Co-Director, Career Advising Program*
- Q&A

Residency Application Process & Timeline

Effects of Pandemic on Residency Applications

National discussion:

- Away Rotations
- 2020 ERAS, MSPE
- Interviews: In person v. Virtual
- Match



ERAS Dates

8 June 2020

ERAS 2021 Begins - Applicants can register in MyERAS and begin working on their applications.

21 Oct. 2020

Residency programs may begin reviewing applications.
MSPEs released to residency programs.

1 Sep. 2020

Applicants may begin submitting applications to residency programs.

Interviews

The Coalition WG recommends that all programs commit to online interviews and virtual visits for all applicants, including local students, rather than in-person interviews for the entire cycle and that the medical education community commit to creating a robust digital environment and set of tools to yield the best experiences for programs and applicants.

Match

Rank Order List Open (ROL) and Certification Deadline Dates

February 1	The ROL Open , when applicants and programs can begin entering their ROLs, had been January 15, 2021. The ROL Open will move to February 1, 2021.
March 3	The ROL Certification Deadline , when applicants and programs must finalize and certify their ROLs for use when the matching algorithm is processed, had been February 24, 2021. The ROL Certification Deadline will move to March 3, 2021 at 9:00 p.m. Eastern Time.
March 15-18	Match Week and SOAP will remain as scheduled for March 15-18, 2021.
March 19	Match Day also remains on March 19, 2021.

Resources for Applying & Interviewing

Support with your Application

	Wenia Lee	Drs. Kobashi & Whelan	Dean Jones	Specialty Advisors	OCPD	AAMC CiM
ERAS	X					
Personal statement		X		X		X
CV					X	X
Transcript/Grades	X					
Dual applying		X	X			
Couples matching			X			
LOR				X		
MSPE	X					

After the Application

	Wenia Lee	Drs. Kobashi & Whelan	Dean Jones	Specialty Advisors	OCPD	AAMC CiM
Interview prep				X	X	X
I'm not getting interviews!		X	X	X		
Do I have enough interviews?		X	X	X		
Decision-making		X	X	X		X
Rank List		X	X	X		
SOAP	X	X	X			

OCPD Interview Preparation Resources

1. Residency Interview Strategy Video Series
2. Video Interviewing Best Practices Resources
3. Video Mock Interview Practice

Residency Interview Strategy Video Series

Residency
Interview Series:
Ace Your Residency
Interview



1-Ace Your Residency Interv...  25

THE BEST THING YOU CAN DO TO PREPARE:
CREATE A TELL/KNOW LIST

What I Want to Tell The Residency Director by the End of the Interview	What I Want to Know by the End of the Interview



2- Residency Interview - Cre...  0

Interviewing well:
4 types of interview questions

1. **Open ended questions**
2. Behavioral questions
3. General Curiosity/Fit questions
4. Hypothetical questions



3-Residency interview - Ope...  0

Interviewing well:
4 types of interview questions

1. Open ended questions
2. **Behavioral questions**
3. General Curiosity/Fit questions
4. Hypothetical questions



4-Residency Interview - Beh...  0

Interviewing well:
4 types of interview questions

1. Open ended questions
2. Behavioral questions
3. **General Curiosity/Fit questions**
4. Hypothetical questions



5-Residency Interview - Gen...  0

Interviewing well:
4 types of interview questions

1. Open ended questions
2. Behavioral questions
3. General Curiosity/Fit questions
4. **Hypothetical questions**



6-Residency Interview -Hyp...  0

Interviewing well:
Conversational Interview Overview

1. Identify the differences between conversational and traditional interviews
2. Develop strategies to prepare for a conversational interview



7- Residency Interview - Co...  15



Virtual Interview Best Practice Resources

Make sure your Audio/visual environment is optimized

- OCPD's 7 Step Checklist for Video Interviews:
 - <https://career.ucsf.edu/video>



OCPD's comprehensive guide to video interviewing

University of California San Francisco

About UCSF

Search UCSF

UCSF Health

UCSF Office of Career and
Professional Development
Student Academic Affairs

Search... 


Students and Postdocs ▼

Employers

[Home](#) > [Interviewing by Video](#)

Interviewing by Video

With the arrival of COVID-19, video interviews for jobs, postdocs and residencies is the new norm. There's a lot to think of the day before and the day of an interview. We've prepared a checklist to make sure you are ready to handle your next video interview with confidence!



Your 7 Step Checklist:

1. Do you know your interview logistics?

- **Do you know who you are meeting?** It's helpful to ask the interview coordinator for the names of who you will be meeting. Their names might be visible on the screen, but they might not. Knowing who you're meeting gives you the opportunity to google your interviewers, become familiar with them and their work and recognize them when you meet.
- **Do you know when you're meeting?** If you aren't interviewing locally, be sure to check the time zone to be sure you're on camera on time. Then log on 5-10 minutes earlier, just to make sure everything gets set up. Are you the first one there? Mute yourself and turn off your video so you don't get surprised.
- **Do you know what video conferencing system they will use?** There are a number of different video platforms, from Zoom, to Google Hangouts, Skype, and Facetime - but your interviewer may also use some business-specific tools you may be less familiar with, such as HireVue, Blue Jeans, etc. Whatever format you get your interview in - google it and/or watch a Youtube/Vimeo tutorial on its features, just so you're comfortable navigating it's features.
- **If you have a phone number handy?** In case the video connectivity issues and you need to contact your interviewers to let them know what happened, be sure to ask your interview coordinator for a phone number just in case.

Virtual Interview Best Practices


Energy and Engagement

- Projection
- Speech
- Tone
- Posture
- Eye Contact



Virtual Interview Best Practices

Connection and Authenticity



- Performance and authenticity
- Smile
- Building rapport
- Who should you be most kind to?

Video Mock Interview Practice Resource

(email ocpd@ucsf.edu to resend your login email if you haven't received it).



The Video Recruitment Network

Email

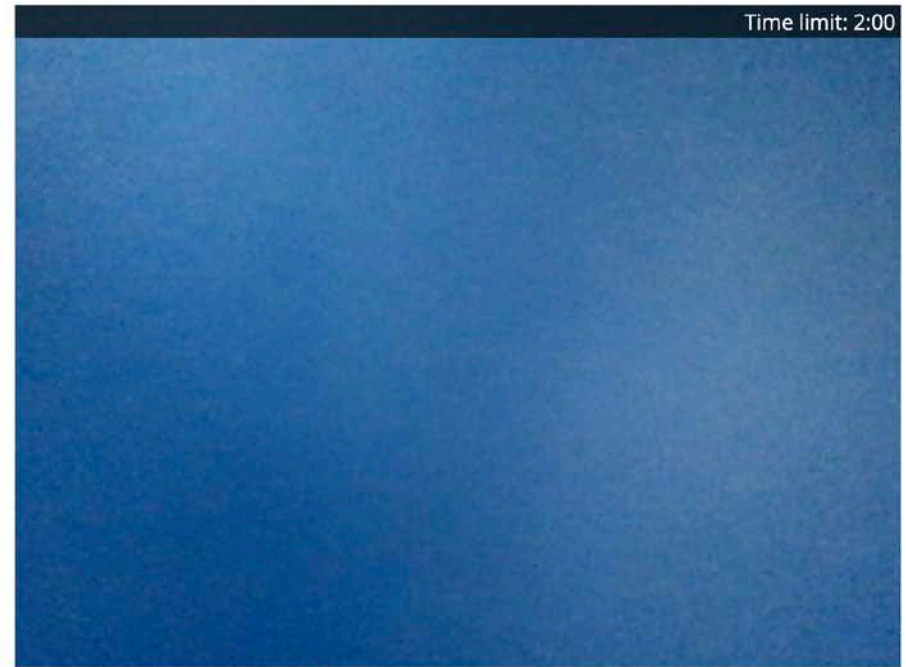
Next

Video Mock Interview Resource

Practice a rotating series of nine residency interview questions

Tell me about your background in research.

Video recording will begin automatically after video finishes playing.



Question 2 of 24

Next →

Video Mock Interview Resource

Review how you did after practice

[Back to Practices](#)



General Residency Mock Interview Practice for Health Professional Students

University of California San Francisco

Share

Retry

Share Link: <https://standout.com/shared-practice-response/KXEGQXL8QV>

Your Response

What strengths would you bring to this residency?

Question



Response



Where do you see yourself in 5 years?

Question



Response



Have you ever experienced a situation where you had to diffuse a serious pr...

Question



Response



Walk me through your background.

Question



Response



Resource List

- Wenia Lee, Career Launch Advisor - Wenia.Lee@ucsf.edu
- Go to [Career Advising Program](#) website to find:
 - Dr. Brent Kobashi, Director - Dr. Heather Whelan, Director
 - UCSF Specialty Advisors
- Dr. Lee Jones, Associate Dean for Students
 - Lee.Jones@ucsf.edu (*contact Valerie.Jones2 @ucsf.edu for appt*)
- AAMC [Careers in Medicine](#)
- Visit [Office of Career and Professional Development](#) to find:
 - Anna Correa, Program Director and lots of other resources
 - Link to OCPD Residency Video Strategy Playlist:
<https://app.vidgrid.com/playlist/tVaGLpqC3ErQ>
 - Link to OCPD Video Interview Resource page: <https://career.ucsf.edu/video>
 - Link to StandOut (Video Mock Interview Practice): <https://standout.com>

On-Campus Interview Spaces

Program Overview

MedEd will make administrative workspaces not currently in use available for residency interviews.

- Availability: November 2 – January 29
- Power and internet available, but not guaranteed
- No equipment provided
- Both offices and cubicles will be utilized
- Cleaning of spaces

Reservations and Demand



Anticipate demand will exceed space available



Prioritize this program for classmates who are not able to hold interviews at home



Exploring reservation system that will allow for cancellation and real-time availability



Details of the program sent out at the end of this month

Virtual Interviews & Decision-Making

Regarding applications



Meet with the specialty residency advisors



If you are applying in prelim programs, meet with the Prelim advisor.



Ask the advisors to make:

- an assessment of your competitiveness, and
- a recommendation for the number and type of programs they feel you should apply to



You should already have requested and be reminding your letter writers to submit their letters to the ERAS LOR Portal



For ERAS: Prepare all of your application materials by 10/14/20 (to avoid technical issues in the days before the actual deadline 10/21/20)



Re: the photo: this is for identification purposes

After you submit your application



Use the [NRMP Charting the Outcomes](#) tool to clarify how many programs one needs to rank to have a 80-90% chance of matching in that specialty.



Aim to have desired number of interviews scheduled by the 2nd week of November (unless the specialty residency advisor recommends a higher number)



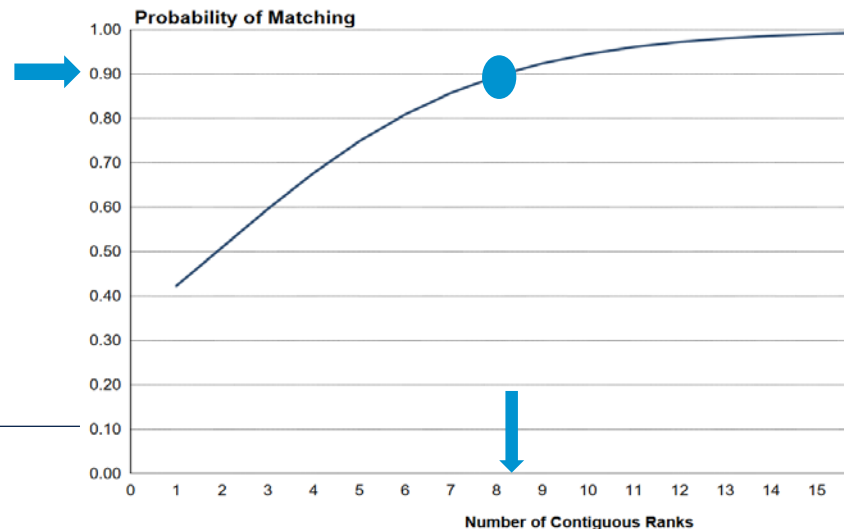
Consider pro-active outreach to programs that might not immediately understand your connection to their program




If you do not have the desired number of interviews, contact the specialty residency advisor and your mentors.



Make sure you respond *quickly* to interview invitations



Interviews in the 2020-21 Season



- No in-person interviews
 - Reduced costs
 - Some technical and logistical challenges
- Unclear impact of virtual interview season
 - Will applicants interview at more programs?
 - Will applicants choose more local programs?
- Please remember: everything you do on an interview – from the check-in, social hours, interviews, virtual tours – is part of the evaluation.
- Please utilize the resources that the OCPD offers and has highlighted

Making Decisions without a Program Visit

- The challenge: finding the “real” information about a program or a location – without being there in person
- Some options for sources of information:
 - UCSF alumni
 - Current residents in that program
 - UCSF faculty that are recent graduates of a residency program
 - FREIDA
- Consider: Requesting to have a confidential conversation
- [Questions to consider](#) asking



UCSF Alumni HOST program

- Previously “Help Our Students Travel”
- This application/interview season:
 - (1) “Things I wish I knew” about programs – by UCSF alumni
 - (2) Virtual socials (by geographic location, specialty and affinity group) planned in November, February and March
 - (3) Online forum with a mechanism to post anonymous questions to current alumni
- To join, go to the [Alumni Connect](#) website, create a profile and join the Medical Alumni Association HOST Program Group.
- *Thank you* to Katie Maloney, Director of Alumni Relations.

Q&A Time